BATTLETECH™

BATTLEMECH RECORD SHEET

'MECH DATA

Type: Tessen TSN-C3

Movement Points:
Walking: 6
Running: 9
Jumping: 0
Engine Type: 300 XL

Tonnage: 50
Tech Base: Inner Sphere
Rules Level: Standard
Role: Skirmisher

Weapons & Equipment Inventory (hexes)

Qty	Type	Loc	Ht	Dmg	Min	Sht	Med	Lng
1	iNarc	LA	—	[M]	—	4	9	15
1	ER PPC	RA	15	10 [DE]	—	7	14	23
1	Medium Pulse Laser	RA	4	6 [P]	—	2	4	6
1	Medium Pulse Laser	LT	4	6 [P]	—	2	4	6
1	C3 Computer (Slave)	CT	—	[E]	—	—	—	—
1	TAG	HD	—	[E]	—	5	9	15

Ammo: (iNarc) 16

BV: 1,234

WARRIOR DATA

Name: _____

Gunnery Skill: _____ **Piloting Skill:** _____

Hits Taken	1	2	3	4	5	6
Consciousness #	3	5	7	10	11	Dead

ARMOR DIAGRAM

Ferro-Fibrous

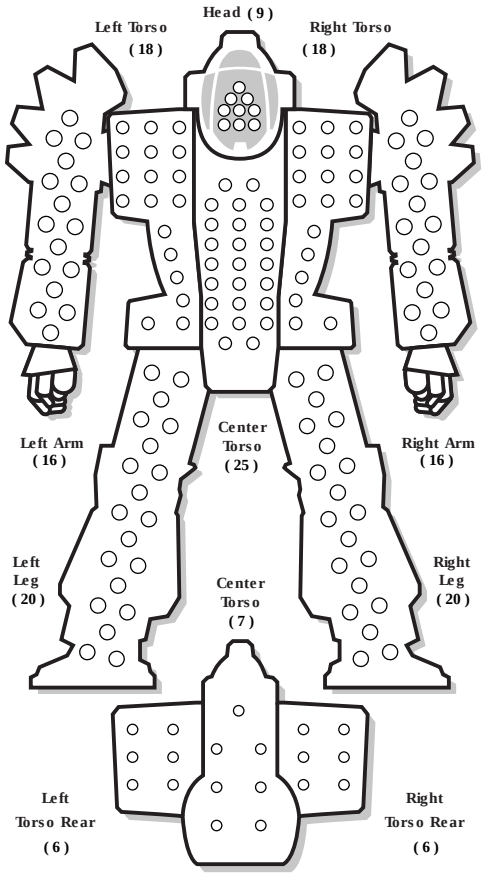

INTERNAL STRUCTURE DIAGRAM

Endo Steel

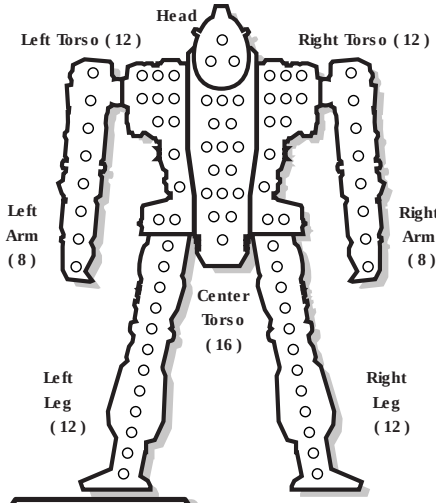

Heat Scale

Overflow
30*
29
28*
27
26*
25*
24*
23*
22*
21
20*
19*
18*
17*
16
15*
14*
13*
12
11
10*
9
8*
7
6
5*
4
3
2
1
0

HEAT DATA

Double Heat Sinks: 11 (22)

Heat Level*	Effects	
30	Shutdown	○ ○
28	Ammo Exp, avoid on 8+	○
26	Shutdown, avoid on 10+	○
25	–5 Movement Points	○
24	+4 Modifier to Fire	○
23	Ammo Exp, avoid on 6+	○
22	Shutdown, avoid on 8+	○
20	–4 Movement Points	○
19	Ammo Exp, avoid on 4+	○
18	Shutdown, avoid on 6+	○
17	+3 Modifier to Fire	○
15	–3 Movement Points	
14	Shutdown, avoid on 4+	
13	+2 Modifier to Fire	
10	–2 Movement Points	
8	+1 Modifier to Fire	
5	–1 Movement Points	

CRITICAL TABLE

Left Arm

1-3
1. Shoulder
2. Upper Arm Actuator
3. Lower Arm Actuator
4. iNarc
5. iNarc
6. iNarc

4-6
1. Ammo (iNarc) 4
2. Ammo (iNarc) 4
3. Ammo (iNarc) 4
4. Ammo (iNarc) 4
5. Endo Steel
6. Endo Steel

Left Torso

1-3
1. XL Fusion Engine
2. XL Fusion Engine
3. XL Fusion Engine
4. Medium Pulse Laser
5. Endo Steel
6. Endo Steel

4-6
1. Endo Steel
2. Endo Steel
3. Endo Steel
4. Endo Steel
5. Endo Steel
6. Endo Steel

Left Leg

1. Hip
2. Upper Leg Actuator
3. Lower Leg Actuator
4. Foot Actuator
5. Endo Steel
6. Endo Steel

Head

1. Life Support
2. Sensors
3. Cockpit
4. TAG
5. Sensors
6. Life Support

Center Torso

1-3
1. XL Fusion Engine
2. XL Fusion Engine
3. XL Fusion Engine
4. Gyro
5. Gyro
6. Gyro

4-6
1. Gyro
2. XL Fusion Engine
3. XL Fusion Engine
4. XL Fusion Engine
5. C3 Slave
6. Roll Again

Engine Hits ○ ○ ○
Gyro Hits ○ ○
Sensor Hits ○ ○
Life Support ○

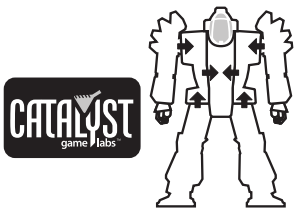

Damage Transfer Diagram

Right Arm

1-3
1. Shoulder
2. Upper Arm Actuator
3. Lower Arm Actuator
4. ER PPC
5. ER PPC
6. ER PPC

4-6
1. Medium Pulse Laser
2. Ferro-Fibrous
3. Ferro-Fibrous
4. Ferro-Fibrous
5. Endo Steel
6. Endo Steel

Right Torso

1-3
1. XL Fusion Engine
2. XL Fusion Engine
3. XL Fusion Engine
4. Ferro-Fibrous
5. Ferro-Fibrous
6. Ferro-Fibrous

4-6
1. Ferro-Fibrous
2. Ferro-Fibrous
3. Ferro-Fibrous
4. Ferro-Fibrous
5. Ferro-Fibrous
6. Ferro-Fibrous

Right Leg

1. Hip
2. Upper Leg Actuator
3. Lower Leg Actuator
4. Foot Actuator
5. Ferro-Fibrous
6. Ferro-Fibrous

© 2023 The Topps Company, Inc. Classic BattleTech, BattleTech, 'Mech and BattleMech are trademarks of The Topps Company, Inc. All rights reserved.
Catalyst Game Labs and the Catalyst Game Labs logo are trademarks of InMediaRes Production, LLC. Permission to photocopy for personal use.